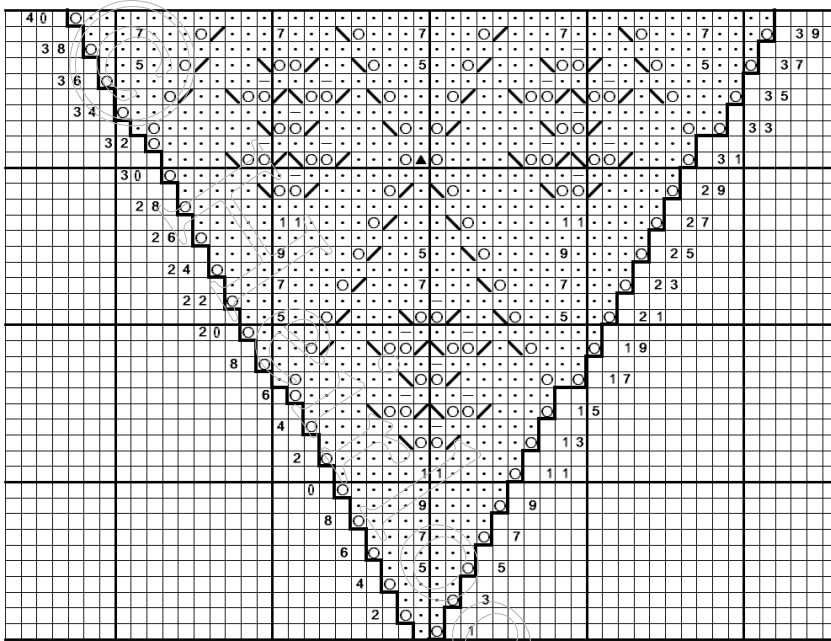


# Daisies Shawl

Using 3(6\*) Rowan Kidsilk Haze 5.5 mm / UK 5 / US 9 needle

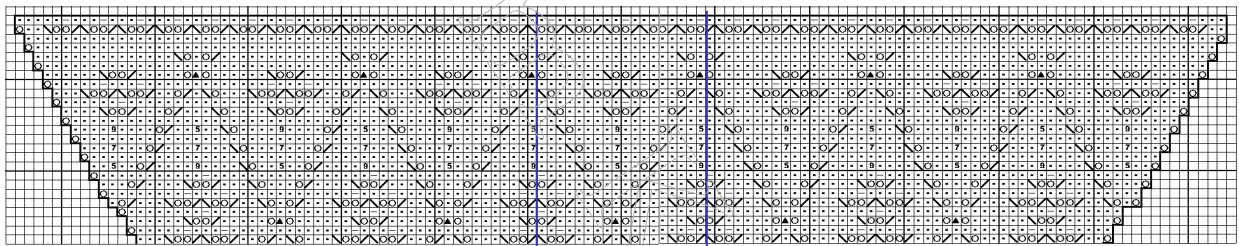


**Top Chart** shows first 40 rows. Start by putting a stitch on the needle then go as from row 1. Proceed until you are happy with size, then work top as shown by **middle chart**.



I finished a sample with fringing to sides for a different look using every other hole to knot in lengths of yarn.

\*Another nice idea is to work with 2 strands of KSH of slightly differing colours for a tweedy effect (obviously, this gives a thicker shawl and will need twice as much yarn).

**Bottom Diagram** shows a sample of shawl – not a full size one!



Repeats of 18 sts



© Heirloom Knitting 2004